

Home

[7z Format](#)

[LZMA SDK](#)

[Download](#)

[FAQ](#)

[Support](#)

[Links](#)

English

[Chinese Simpl.](#)

[Chinese Trad.](#)

[Esperanto](#)

[French](#)

[German](#)

[Indonesian](#)

[Japanese](#)

[Persian](#)

[Portuguese Brazil](#)

[Spanish](#)

[Thai](#)

[Vietnamese](#)

7-Zip

7-Zip is a file archiver with a high compression ratio.

Download 7-Zip 22.01 (2022-07-15) for Windows:

Link	Type	Windows	Size
Download	.exe	64-bit x64	1.5 MB
Download	.exe	32-bit x86	1.2 MB
Download	.exe	64-bit ARM64	1.5 MB

License

7-Zip is **free software** with **open source**. The most of the code is under the **GNU LGPL** license. Some parts of the code are under the BSD 3-clause License. Also there is unRAR license restriction for some parts of the code. Read [7-Zip License](#) information.

You can use 7-Zip on any computer, including a computer in a commercial organization. You don't need to register or pay for 7-Zip.

The main features of 7-Zip

- High compression ratio in [7z format](#) with **LZMA** and **LZMA2** compression
- Supported formats:
 - Packing / unpacking: 7z, XZ, BZIP2, GZIP, TAR, ZIP and WIM
 - Unpacking only: APFS, AR, ARJ, CAB, CHM, CPIO, CramFS, DMG, EXT, FAT, GPT, HFS, IHEX, ISO, LZH, LZMA, MBR, MSI, NSIS, NTFS, QCOW2, RAR, RPM, SquashFS, UDF, EFI, VDI, VHD, VHDX, VMDK, XAR and Z.
- For ZIP and GZIP formats, **7-Zip** provides a compression ratio that is 2-10 % better than the ratio provided by PKZip and WinZip
- Strong AES-256 encryption in 7z and ZIP formats
- Self-extracting capability for 7z format
- Integration with Windows Shell
- Powerful File Manager
- Powerful command line version
- Plugin for FAR Manager

7-Zip 22.012022-07-15

[7-Zip 22.01](#)

7-Zip 22.002022-06-15

[7-Zip 22.00](#)

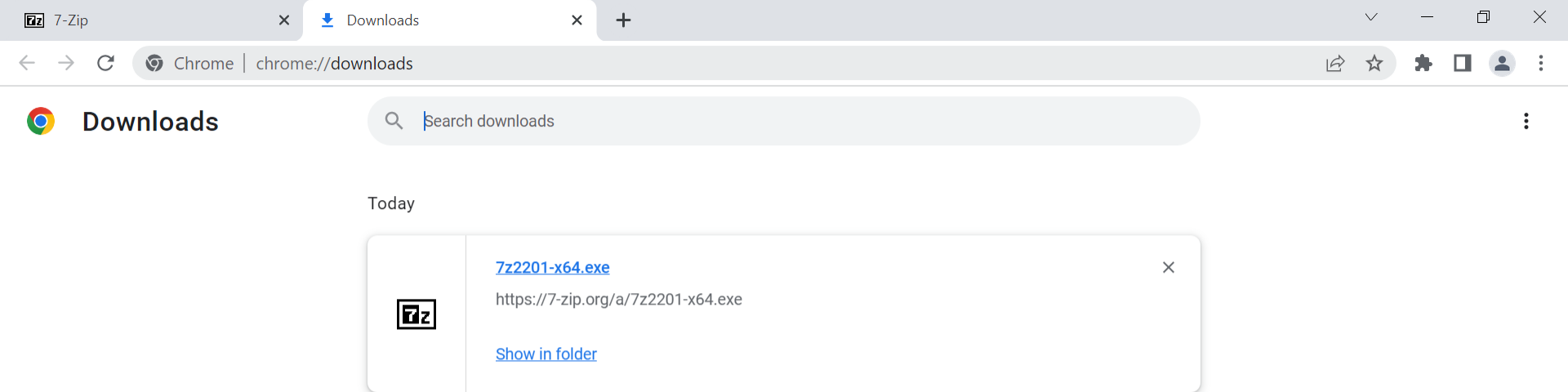
7-Zip 21.072021-12-26

[7-Zip 21.07](#)

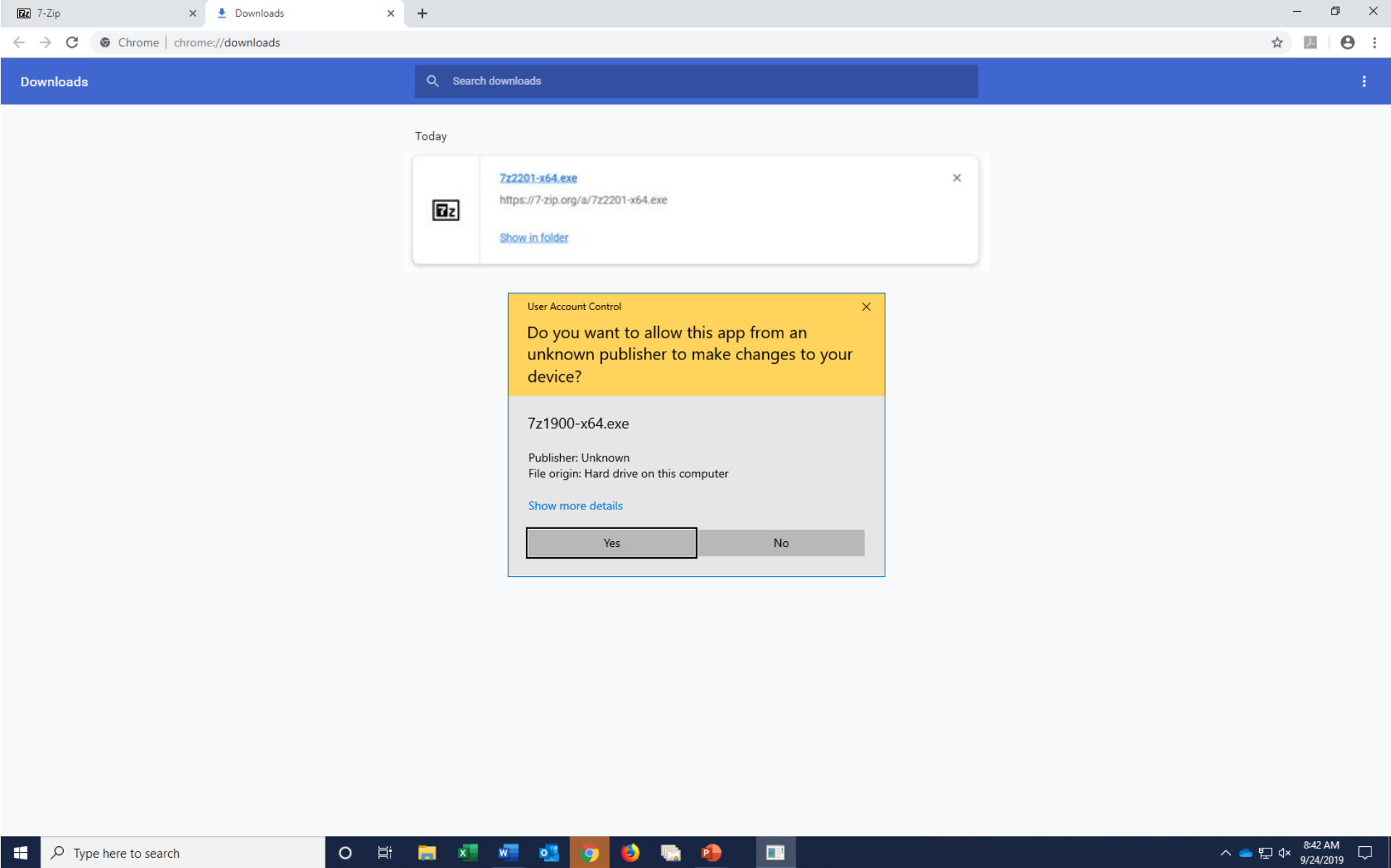
7-Zip ChangeLog

[History of 7-zip changes](#)

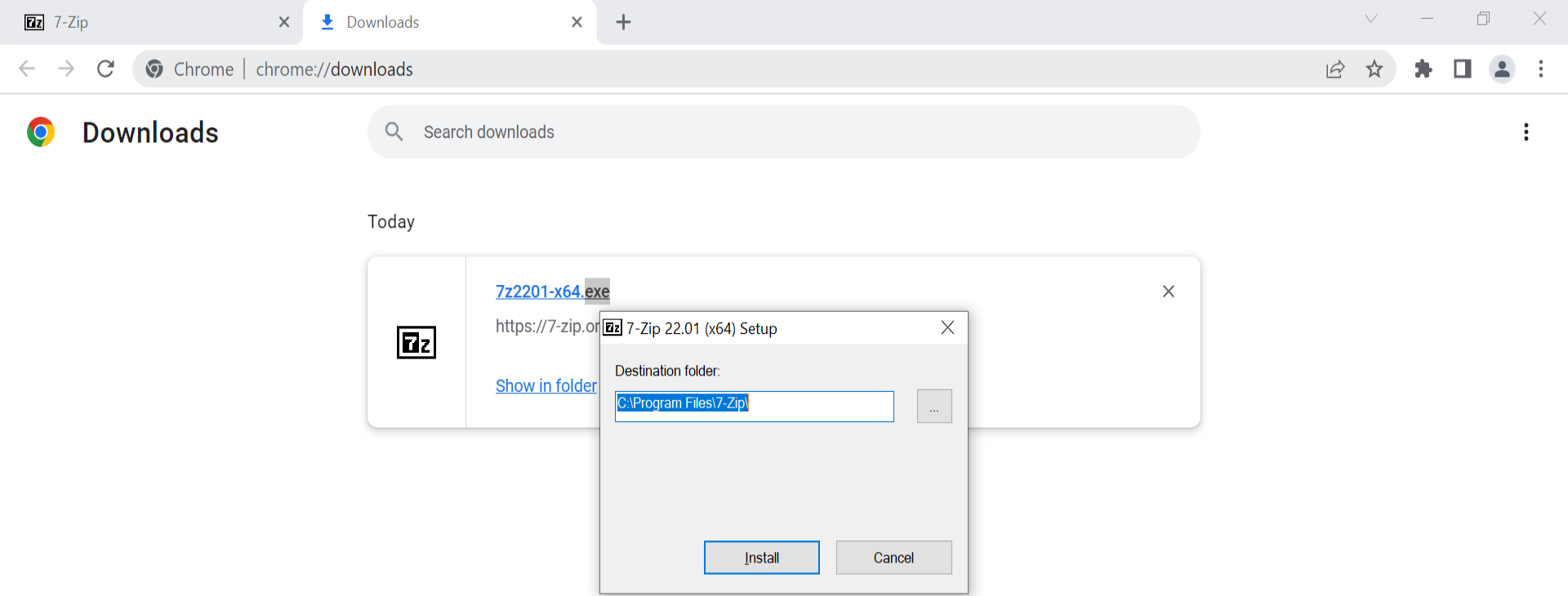
1. Go to <https://www.7-zip.org/>. Download the 64-bit x64 version (CyberPatriot requires using a 64-bit host). If prompted, choose to “Save” the file to disk.



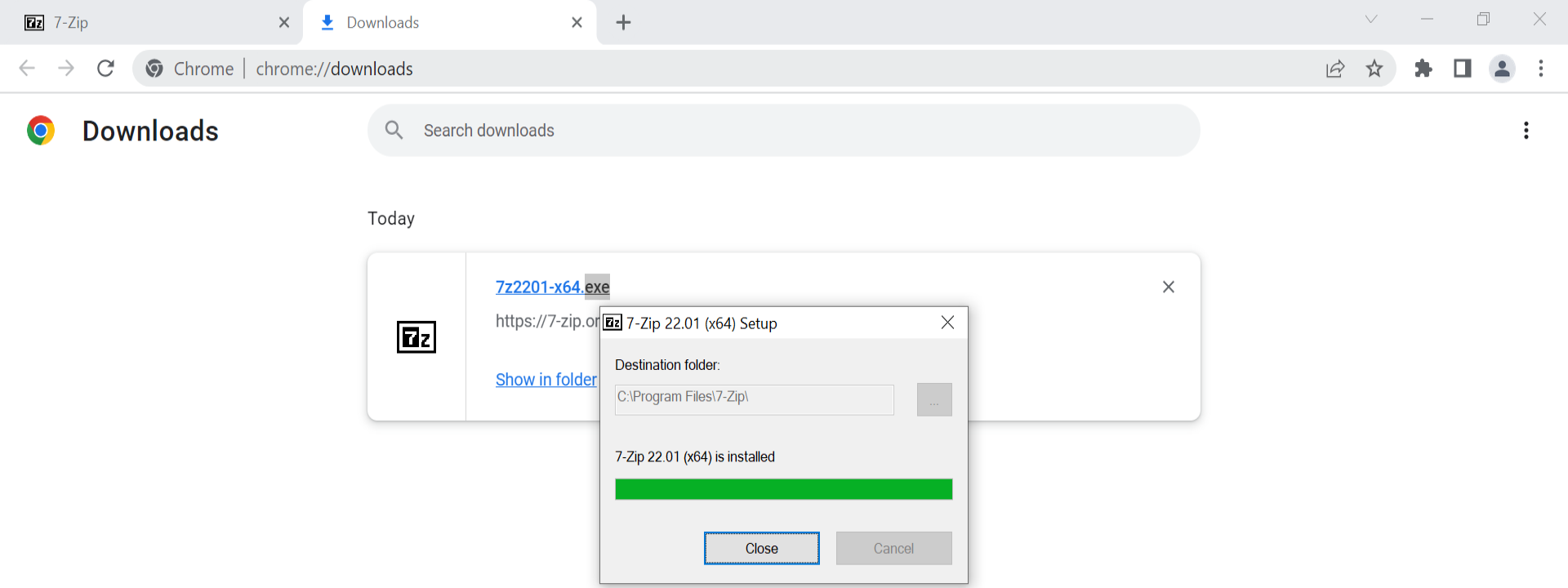
2. Locate the 7-zip installation file (by default, it will be saved to the Downloads folder), and double-click to install.



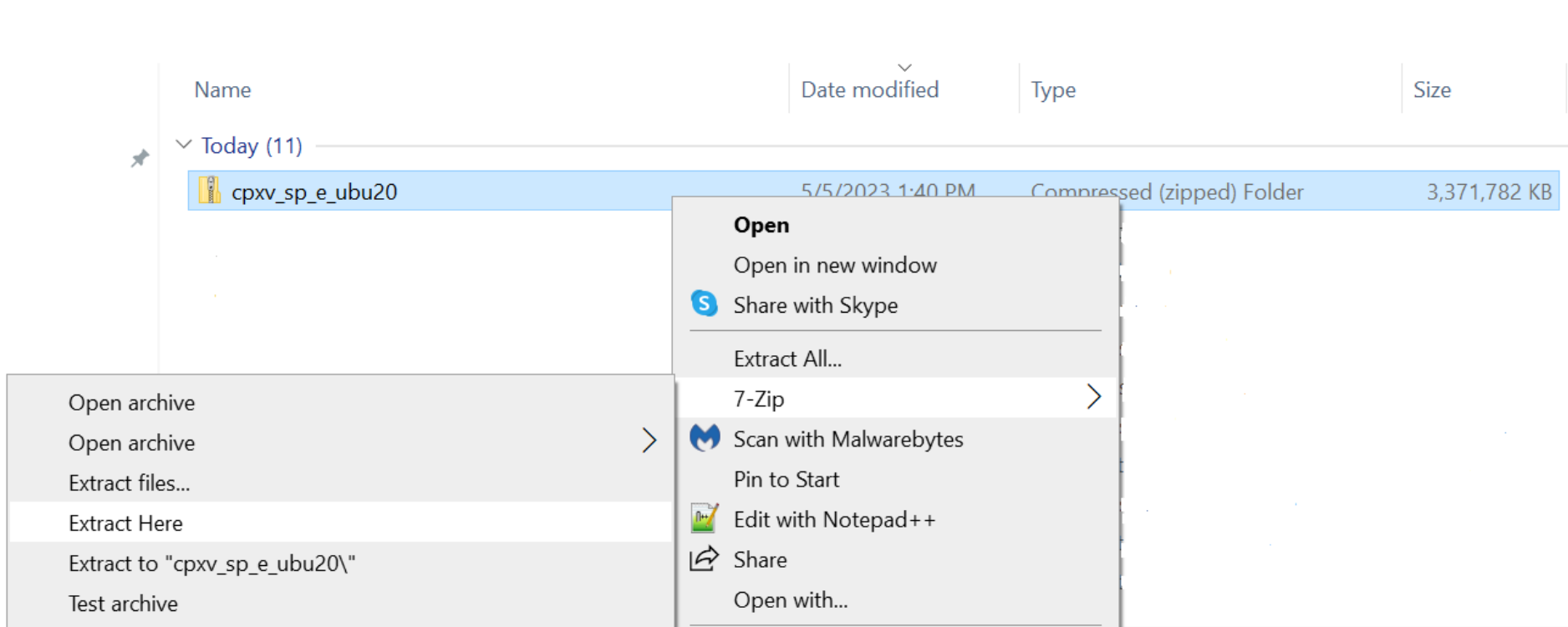
3. When prompted, click “Yes” to allow the installation to proceed.



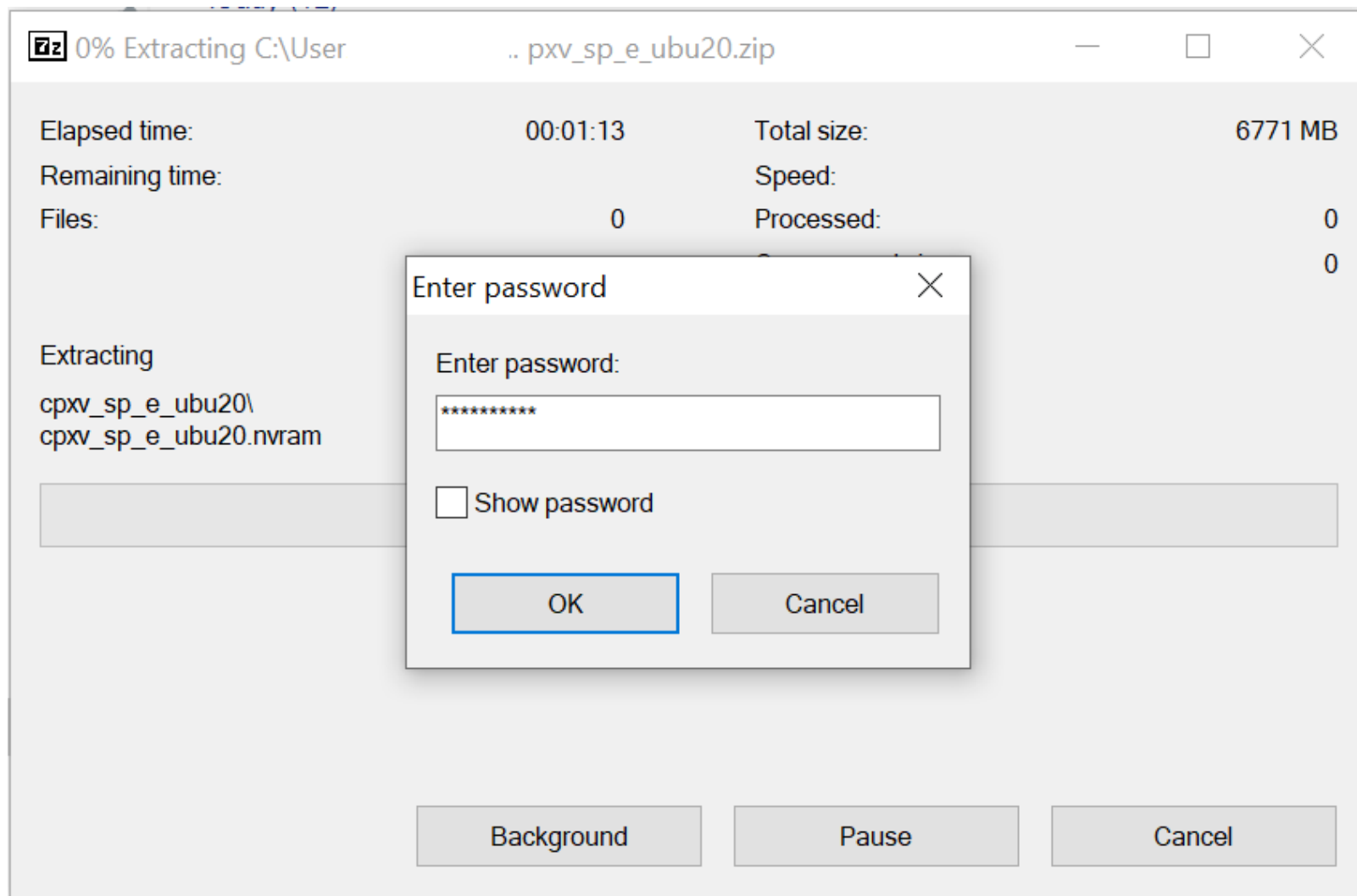
4. Click “Install” to continue.



5. Click “Close” to finish the installation.



6. Right click on the file you would like to extract and hover the cursor over “7-Zip”. Click on “Extract Here” and enter the password if applicable.



7. Enter the password as provided by CyberPatriot. Note: The extraction process may take a minute or two, if it is finished in only a few seconds, the password may have been entered wrong and the extracted file folder will need to be deleted and re-extracted.